















Our Contribution to the *Sustainable Development Goals (SDGs)*

		2022	2023
	Number of loans facilitated to micro, small and medium enterprises (MSMEs) and households ¹	1,635,000	1,760,000
	Average size of loans facilitated to MSMEs and households ¹	EUR 6,650	EUR 6,780
	Share of microfinance institutions (MFIs) among investees	17%	26%
	Share of lending to MSMEs and households in rural areas	58%	48%
	Hectares under sustainable management ^{1,2}	1,015,000	1,233,000
	Hectares of farmland under soil conservation practices ¹	471,000	520,000
	Women-owned enterprises reached through MSME finance ^{1,2}	92,000	101,200
	Women trained ¹	34,500	42,000
	Cubic meters of water saved/treated annually ^{1,2}	115,500	1,516,500
	Cubic meters of liquid waste treated or recycled ^{1,2}	296,000	308,000
	MW of renewable energy capacity supported ^{1,2}	1,170	1,310
	Indirect jobs supported in MSMEs receiving financing through investees ^{1,2}	2,400,000	2,649,000
	Direct jobs supported in equity investees receiving equity financing ^{1,3}	3,400	3,500
	Investees and partners supported with capacity building ¹	596	643
	People trained ¹	86,300	108,300
	Active borrowers	191,000	207,200
	Number of active investees	182	193
	Metric tons of materials saved annually ^{1,2}	16,200	16,240
	Share of outstanding portfolio in local currencies	16%	13%

		2022	2023
	Share of local-currency loans facilitated to MSMEs and households	78%	79%
	MWh of energy saved annually ^{1,2}	4,300,000	4,700,000
	Volume of loans enabled for sustainable production practices ¹	EUR 3.5 bn	EUR 3.8 bn
	Metric tons of waste avoided/treated annually ^{1,2}	427,000	517,500
	Hectares of soil erosion avoided ^{1,2}	540	970
	Liters of herbicide use avoided ^{1,2}	144,000	155,000
	Kilograms of nutrient load avoided ^{1,2}	1,440,000	1,700,000
	Metric tons of CO ₂ emissions reduced annually ^{1,2}	1,111,000	1,219,000
	Metric tons of CO ₂ sequestered (net) by (agro-) forestry supported ^{1,2}	8,200,000	8,600,000
	Volume of financing allocated to sustainable aquaculture ¹	EUR 70 mn	EUR 80 mn
	Hectares of (agro-)forestry promoted ¹	366,000	380,000
	Hectares of farmland protected from deforestation ¹	438,000	556,000
	Committed capital	EUR 3.4 bn	EUR 3.8 bn
	Private capital mobilized ¹	EUR 1.7 bn	EUR 2.1 bn
	Total volume of technical assistance projects ¹	EUR 96 mn	EUR 103 mn
	Private investors	32	29
	Active investment countries	39	41

¹Cumulative figure since inception. ²Figures are modeled by Finance in Motion based on primary reporting and third-party data. ³Figures have been pro rated according to the funds' respective ownership share.